

**NOTE:**

Each test is disposable. Do not try to use the test more than once.

**BNG® COVID-19 Antibody Rapid Test Cassette**

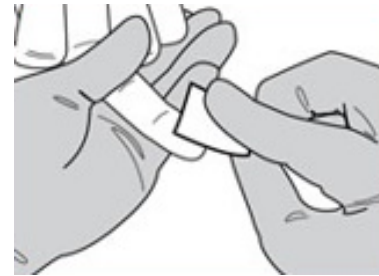
**Test Procedure**



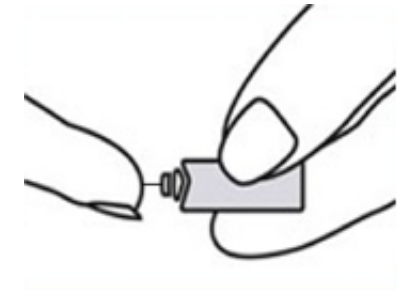
1) Take out the test cassette, cleaning tissue, needle and solution from the box.



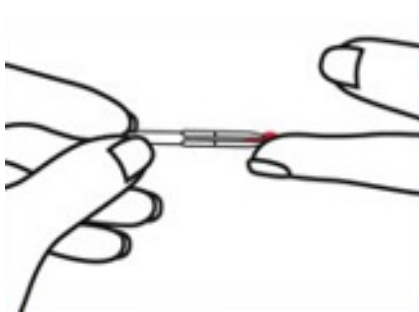
2) Wear the gloves. Use a new glove for each patient.



3) Wipe your finger with the cleaning tissue.



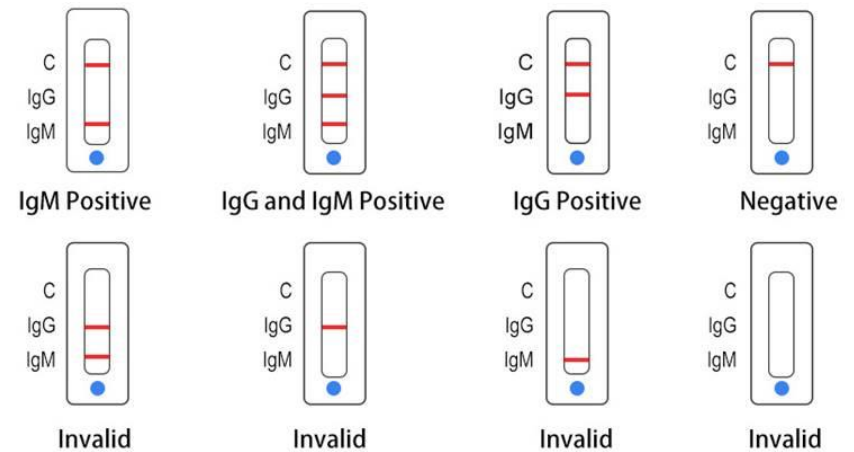
4) Unscrew the cap of the sterile, disposable, blue colored needle and pierce the fingertip.



5) Collect approximately 10  $\mu$ L of blood sample with a micropipette.



7) Transfer the blood sample into the sample well (S) of the test cassette. Drop 3 drops of the buffer solution on it. Wait 15 minutes. Do not interpret results after 30 minutes.



**NOTE: Results that are IgM Positive, IgG Positive, or IgM and IgG Positive indicate that individuals have antibodies.**